

Metal halide lamp with quartz burner

HRI-T 400W/230/B/E40

Radium

Product Datasheet Date: 23.06.2026



C



8700



7 500h

General Data

Artikelnummer	32416555
Bestellzeichen	HRI-T 400W/230/B/E40
EAN-Faltschachtel	4008597165559
Versandeinheit in Stk.	12
EAN Umkarton (Versandeinheit)	4008597465550
Brutto-Gewicht Versandeinheit in kg	2.169
Länge Versandeinheit in m	0.259
Breite Versandeinheit in m	0.201
Höhe Versandeinheit in m	0.343
Product weight	114 g
Produktstatus	● Aktiv

Electric Parameters

Wattage	384.0 W
Lamp nominal wattage	400 W
Weighted energy consumption in 1000 hours	384 kWh
Lamp voltage	110-120 V
Lamp voltage	115 V

Metal halide lamp with quartz burner

HRI-T 400W/230/B/E40

Radium

Electric Parameters

Mains voltage	230 V
Ignition voltage	4.0 up to 5.0
Lamp's nominal current	3.6 A
Nominal choke current	3.5 A
Compensation capacitor for 50Hz operation	35 µF
Running up current max.	190%
Fuse	Daelay-action; min. double nominal current
dimnable	Nein
Controllable (in suitable circuit)	Nein

Light Application Parameters

Luminous flux	8700 lm
Rated lamp luminous flux	8700 lm
Efficacy	24 lm/W
Total mains efficacy	22 lm/W
Light colour	blue
Colour temperature	20000 K
Color saturation	70
Lumen maintenance at 2000h	0.78
Lumen maintenance at 4000h	0.60
Lumen maintenance at 6000h	0.45

Service Life

Average life	7500 h
Lamp survival factor at 2000h	0.99
Lamp survival factor at 4000h	0.93
Lamp survival factor at 6000h	0.74

Specification

Energylabel (E -> A++)	C
Diameter	46 mm
Length	273 mm
Total length max.	273 mm
Burning position	p55
Mercury content	63.0 mg
Lamp shape	Tube, single-ended

Metal halide lamp with quartz burner

HRI-T 400W/230/B/E40

Radium

Specification

Model	Clear
Base	E40
Colour	Blue

Notes on Operation

Burning position	p55
------------------	-----

Miscellaneous

EU Directive	TIM
--------------	-----

Notes

Compact metal halide lamp with quartz burner, tubular bulb clear, blue light, base E40. Operation in enclosed luminaire, with ballast and ignitor.

Please, refer to www.radium.de/recycling for notes on disposal of burned-out lamps as well as lamp breakage.

The field 'info about service life' contains the frame conditions according to standards based on which the specific service life has been determined. So, for example, "12B50, 50Hz" means that the mean service life (B50) has been determined with a 12h switching cycle at mains (frequency 50Hz), "3B50, HF" is based on a 3h switching cycle at electronic control gear (high frequency).

Sockelübersicht



E40
IEC/EN 60061-1
sheet 7004-24-6

Spektrale Strahlungsverteilung

Natural daylight is a mixture of direct sunlight and the light of the sky. Therefore, its spectral composition changes permanently due to the changing time of day. The standardised light classification D65 corresponds to a daylight with a colour temperature of approximately 6500 K.

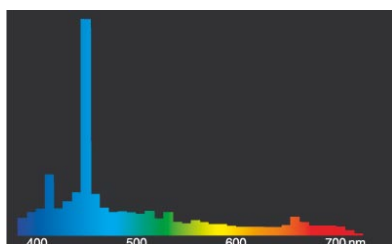
Every discharge lamp type has got an individual spectral power distribution according to its chemical filling. From this result important properties light colour or colour rendering.

Should the spectral lines be very close together the lamp presumably has got a very good colour rendering index, so, Ra might be near 100. Does the spectrum rather look like single lines or frayed out the colour rendering of the lamp will probably be not as good.

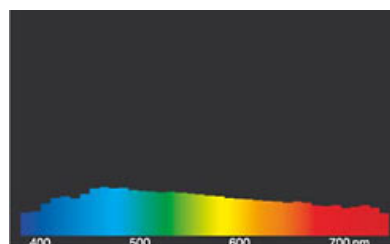
If number and height of the spectral lines within the blue range (around 400 nm) prevails it might be a lamp with a rather cold light colour like for example daylight. On the other hand, should the red (around 700 nm) or the red and yellow (around 600 nm) range be dominant one can assume that the lamp will be a rather warm light colour like WDL.

After the lamp start a metal halide lamp needs about 2-4 minutes time to reach its full luminous flux, all colours in the spectrum are within the discharge arc then.

Visible region from 380 to 780 nm; height of graph corresponding with relative spectral emission (400mW/klm) per 10nm.



HRI.../blue, AquaStar



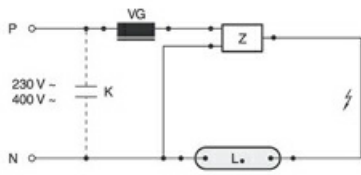
daylight(D 65)

Metal halide lamp with quartz burner

HRI-T 400W/230/B/E40

Radium

Schaltbeispiel(e)



Standard circuit HID with external ignitor

Key:

L. = lamp

VG = electromagnetic ballast (KVG/VVG)

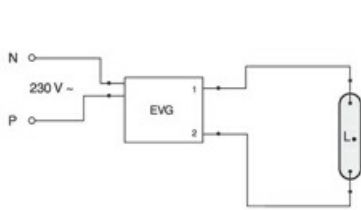
P = phase

N = zero potential

K = p. f. correction capacitor

Z = ignitor

The required control gear (here ignitor and ballast) for the lamps operation is usually mounted in the suitable luminaire in an appropriate electric circuit. Changes of any kind are to be conducted by qualified and specialised staff, only. Thus, this circuit example is to be understood merely as a technical background information for interested users.



ECG-operation

Key:

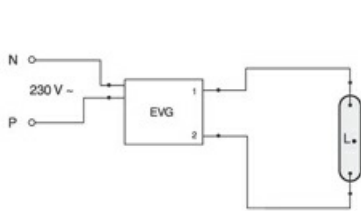
L. = lamp

EVG = electronic ballast

P = phase

N = zero potential

The required control gear (here electronic ballast) for the lamps operation is usually mounted in the suitable luminaire in an appropriate electric circuit. Changes of any kind are to be conducted by qualified and specialised staff, only. Thus, this circuit example is to be understood merely as a technical background information for interested users.



ECG-operation

Key:

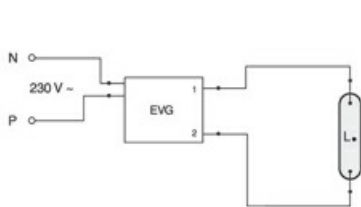
L. = lamp

EVG = electronic ballast

P = phase

N = zero potential

The required control gear (here electronic ballast) for the lamps operation is usually mounted in the suitable luminaire in an appropriate electric circuit. Changes of any kind are to be conducted by qualified and specialised staff, only. Thus, this circuit example is to be understood merely as a technical background information for interested users.



ECG-operation

Key:

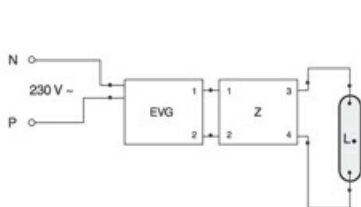
L. = lamp

EVG = electronic ballast

P = phase

N = zero potential

The required control gear (here electronic ballast) for the lamps operation is usually mounted in the suitable luminaire in an appropriate electric circuit. Changes of any kind are to be conducted by qualified and specialised staff, only. Thus, this circuit example is to be understood merely as a technical background information for interested users.



ECG-operation with additional ignitor

Key:

L. = lamp

EVG = electronic ballast

P = phase

N = zero potential

Z = ignitor

The required control gear (here ignitor and electronic ballast) for the lamps operation is usually mounted in the suitable luminaire in an appropriate electric circuit. Changes of any kind are to be conducted by qualified and specialised staff, only. Thus, this circuit example is to be understood merely as a technical background information for interested users.

Besonderheiten



Allgemeine Hinweise

Metal halide lamp with quartz burner

HRI-T 400W/230/B/E40

Radium

The technical design data in accordance with DIN and IEC. The producer does not take any responsibility for damage to persons or property in case of unsuitable operation or handling of the product. Operating data and dimensions are valid within the usual tolerances. Related lamp types (different bases, mains voltages) may be available on request. Sale and delivery are effected in accordance with the Radium Terms of Delivery and Payment valid on the day of conclusion of contract. Packing units offer economical advantages to the purchase and logistic department. Please match your quantity volume accordingly. For orders of a minimum quantity (clefts) with a lamp model the amount lower than the volume of each packaging unit, we will invoice 10 % additional charge per lamp type. Technical changes and terms of delivery are reserved. Manipulation of any kind to packaging or product is not permissible as this will violate Radium brand rights. Furthermore, technical properties of the product can change to its disadvantage or even destruction. Therefore, Radium cannot be responsible for consequential damages.

® = Registered trademark

Subject to change without notice. Errors and omissions excepted.

All technical data without guarantee.